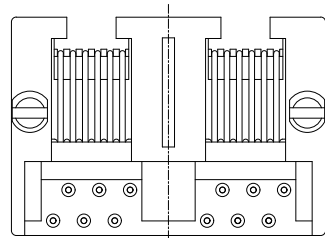
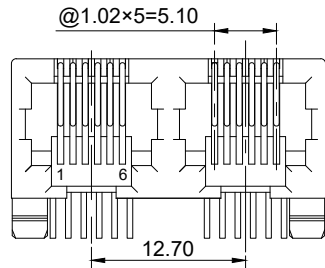


1 2 3 4 5 6

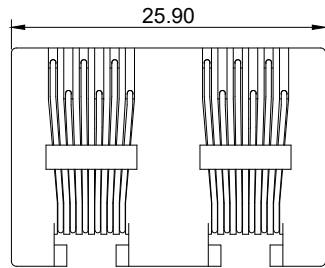
A



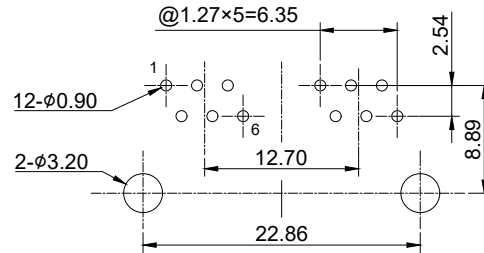
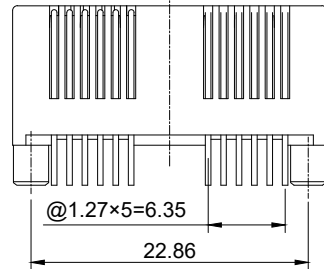
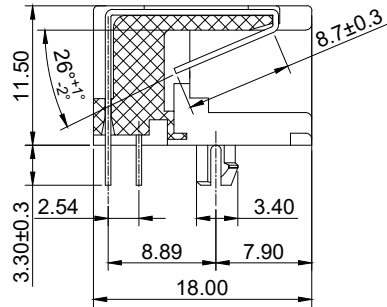
B



C



D



RECOMMENDED PCB LAYOUT

NOTES:

MECHANICAL

- HOUSING & INSERT : PBT UL94V-0
- CONTACT : PHOSPHOR BRONZE Ø0.46mm
- CONTACT PLATING : GOLD PLATING OVER NICKEL
- MATING/UNMATING FORCE : 30N Max.
- RETENTION STRENGTH : 50N FOR 60s±5s.
- DURABILITY : 750 CYCLES MIN.

ELECTRICAL

- VOLTAGE RATING : 125V AC RMS.
- CURRENT RATING : 1.5 AMPS @25°C
- CONTACT RESISTANCE : 20mΩ Max.
- INSULATION RESISTANCE : 1000MΩ Min. @500V DC
- DIELECTRIC STRENGTH : 1000V AC RMS CONTACT TO CONTACT, OR 1500V DC CONTACT TO SCREEN AND TEST PANEL @0.5mA 50Hz OR 60Hz ONE MINUTE

ENVIRONMENTAL

- STORAGE TEMPERATURE : -40°C~+85°C
- OPERATION TEMPERATURE : -40°C~+85°C

1 2 3 4 5 6

		UNIT	mm
		REVISION	07
PRODUCT		RJ11 1x2 SIDE ENTRY JACK	
DWG NO.		PART NO.	
EZC0811-26N11-01			
PROJECTION	SCALE	SHEET	1 OF 1
		TOLERANCES	
		00~15 ± 0.15	
		15~30 ± 0.20	
		30~ ± 0.25	
		ANGLES ± 1°	

A

B

C

D