

NOTES:

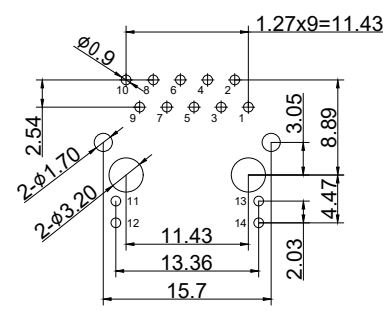
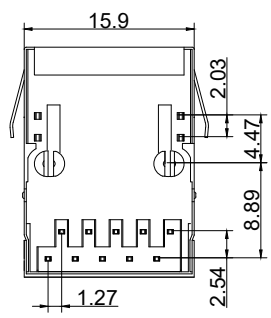
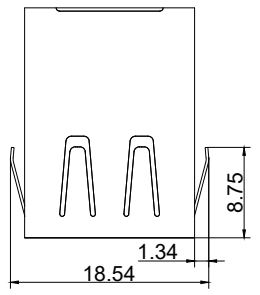
HOUSING : NYLON66 GLASS FILLED UL94V-0 BLACK

SHIELD : C2680H NICKEL PLATING 20u" MIN.

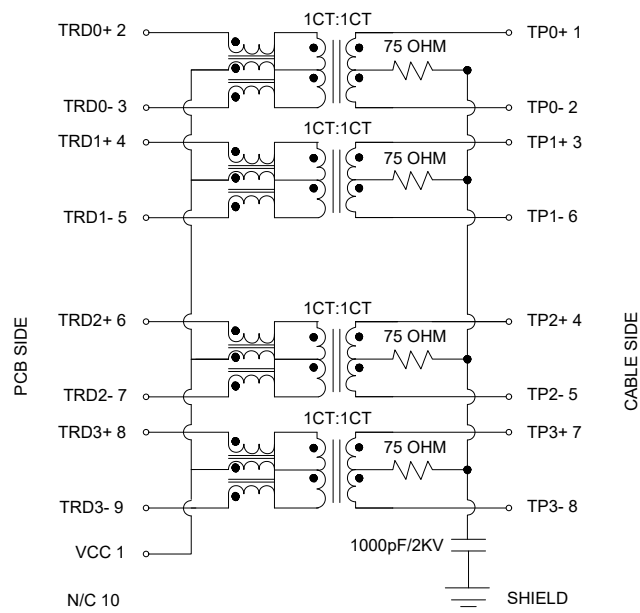
RJ TERMINAL : NYLON66 UL94V-0 BLACK C5210EH NICKEL PLATING 40U"-60U" FOR ALL TIN 100% AND GOLD PLATING

INPUT TERMINAL : NYLON66 GLASS FILLED UL94V-0 BLACK SUS430 NICKEL PLATING 40U"-60U" FOR ALL AND TIN 100%

OPERATION TEMPERATURE : 0°C ~ +70°C



RECOMMENDED PCB LAYOUT



CIRCUIT SCHEMATIC



PARAMETER	SPECIFICATIONS	
URNS RATIO	1.00±2%	
POLARITY	PER SCHEMATIC	
PRIMARY INDUCTANCE	120uH Min. @100KHz, 100mV	
INSERTION LOSS	1-65MHz	-0.8dB Max.
	65-125MHz	-1.0dB Max.
	125-400MHz	-2.5dB Max.
RETURN LOSS	400-500MHz	-3.5dB Max.
	1-40MHz	-18dB Min.
	40-400MHz	-18+10*LOG <sub>10</sub> (f/40) dB Min.
CROSS TALK ADJACENT CHANNELS (SDD21-ADJ.)	300-500MHz	-8+30*LOG <sub>10</sub> (f/400) dB Min.
	1-100MHz	-30dB Min.
	100-500MHz	-20dB Min.
COMMON MODE REJECTION RATIO (SCC21)	1-100MHz	-30dB Min.
	100-300MHz	-22dB Min.
	300-500MHz	-17dB Min.
COMM. TO DIFF REJECTION RATIO (SDC12)	1-100MHz	-32dB Min.
	100-300MHz	-27dB Min.
	300-500MHz	-22dB Min.
ISOLATION	2250V DC FOR 60s	

 <b>E.S. GLOBAL TOP</b>		UNIT	mm
		REVISION	P1
PRODUCT		RJ45 1x1 ICM 10G BASE-T	
DWG NO.		PART NO.	
EZ111S-110NU21-01			
PROJECTION	SCALE	SHEET	1 OF 1